



A2-Series Complete Rigging Kit Contents

Master Summary

Applies to All A2-Series Kit Sets

Rev A - Last Updated Aug 23, 2024

Table of Contents

Table of Contents	1
Overview	2
Terminology	3
1.0 - Standard Package	3
1.1 - Bilge Blower Kit	3
1.2 - Bilge Pump Kit	3
1.3 - Complete Steering Kit	3
1.4 - Battery Electronics Kit	4
2.0 Optional - Sea-Doo SPARK Package	5
2.1 - Engine Mount Kit	5
2.2 - Cooling Kit	5
2.3 - Engine Electronics Kit	5
2.4 - Fuel Tank Kit	6
2.5 - 3" Air Intake Kit	6
2.6 - Exhaust Kit	6
2.7 - Electronics Interface Kit	6
2.8 Standard - iBR Nozzle	7
2.8 Upgrade - Manual Trim Nozzle with Reverse	7
3.0 Optional - Sea-Doo 170 Package	8
3.1 - Engine Mount Kit	8
3.2 - Cooling Kit	8
3.3 - Engine Electronics Kit	8
3.4 - Fuel Tank Kit	9
3.5 - 3" Air Intake Kit	9
3.6 - Exhaust Kit	9
3.7 - Electronics Interface Kit	9
3.8 Standard - Gen 3 iBR Reverse Bucket Mount Kit	9
3.8 Upgrade - Manual Trim Nozzle with Reverse	10
4.0 Optional - Sea-Doo 230 Package	11
4.1 - Engine Mount Kit	11
4.2 - Cooling Kit	11
4.3 - Engine Electronics Kit	11
4.4 - Fuel Tank Kit	12
4.5 - 3" Air Intake Kit	12
4.6 - Exhaust Kit	12
4.7 - Electronics Interface Kit	12
4.8 Standard - Gen 3 iBR Reverse Bucket Mount Kit	13
4.8 Upgrade - Manual Trim Nozzle with Reverse	13

5.0 Optional - Sea-Doo 300 Package	14
5.1 - Engine Mount Kit	14
5.2 - Cooling Kit	14
5.3 - Engine Electronics Kit	14
5.4 - Fuel Tank Kit	15
5.5 - 3" Air Intake Kit	15
5.6 - Exhaust Kit	15
5.7 - Electronics Interface Kit	15
5.8 Standard - Gen 3 iBR Reverse Bucket Mount Kit	16
5.8 Upgrade - Manual Trim Nozzle with Reverse	16
6.0 Optional - Yamaha TR-1 Package	17
6.1 - Engine Mount Kit	17
6.2 - Cooling Kit	17
6.3 - Engine Electronics Kit	17
6.4 - Fuel Tank Kit	17
6.5 - Air Intake Kit	18
6.6 - Exhaust Kit	18
6.7 - Electronics Interface Kit	18
6.8 Standard - Yamaha RiDE Relocate Kit	18
6.8 Upgrade - Manual Trim Nozzle with Reverse	19
7.0 Optional - Yamaha HO 1.8L Package	20
7.1 - Engine Mount Kit	20
7.2 - Cooling Kit	20
7.3 - Engine Electronics Kit	20
7.4 - Fuel Tank Kit	20
7.5 - Air Intake Kit	21
7.6 - Exhaust Kit	21
7.7 - Electronics Interface Kit	21
7.8 Standard - Yamaha RiDE Relocate Kit	21
7.8 Upgrade - Manual Trim Nozzle with Reverse	22
8.0 Optional - Yamaha SHO 1.8L Package	23
8.1 - Engine Mount Kit	23
8.2 - Cooling Kit	23
8.3 - Engine Electronics Kit	23
8.4 - Fuel Tank Kit	23
8.5 - Air Intake Kit	24
8.6 - Exhaust Kit	24
8.7 - Electronics Interface Kit	24
8.8 Standard - Trim and Reverse Controls	24
8.8 Upgrade - Manual Trim Nozzle with Reverse	25
9.0 Optional - Yamaha SVHO 1.8L Package	26

9.1 - Engine Mount Kit	26
9.2 - Cooling Kit	26
9.3 - Engine Electronics Kit	26
9.4 - Fuel Tank Kit	26
9.5 - Air Intake Kit	27
9.6 - Exhaust Kit	27
9.7 - Electronics Interface Kit	27
9.8 Standard - Yamaha RiDE Relocate Kit	27
9.8 Upgrade - Manual Trim Nozzle with Reverse	28



Overview

This document outlines all components included or optionally available for the Minijet A2-Series Complete Rigging Kit. Package 1.0 Will be included by default, and additional packages 2.0-9.0 are optional add-ons to match donor PWC engines. Certain parts may vary based on hull length and UHMW installation preferences.

Terminology

Standard - The default package configuration included with a kit

Upgrade - Optional upgrade package which replaces the standard package

Option - Optional add-on package

SS - Stainless Steel

1.0 - Standard Package

1.1 - Bilge Blower Kit

- QTY 1 - 120 CFM Blower Fan
- QTY 1 - Minijet Aluminum Baffled Blower Vent
- QTY 1 - 4 ft Length of 3" Blower Hose
- QTY 3 - Zip Tie (for hose attachment)
- QTY 4 - 3/16" Rivet (for vent installation)
- QTY 2 - 10-24 x 0.75" SS Bolt
- QTY 4 - No. 10 SS Washer
- QTY 2 - 10-24 SS Locking Nut

1.2 - Bilge Pump Kit

- QTY 1 - 1100 GPH Bilge Pump
- QTY 1 - Minijet Bilge Pump Mounting Plate
- QTY 1 - Minijet Hull Fitting
- QTY 1 - 6 ft Length of Bilge Hose
- QTY 2 - Hose Clamp
- QTY 8 - 3/16" Rivet

1.3 - Complete Steering Kit

- QTY 1 - Minijet Steering Helm Kit (Includes mounting hardware)
- QTY 1 - Steering Cable (cable length based on hull kit selection)

- QTY 1 - Steering Cable End
- QTY 1 - Steering Cable Extension Kit
- QTY 1 - Black Round Steering Wheel

1.4 - Battery Electronics Kit

- QTY 1 - Minijet Battery Box
- QTY 1 - Battery Strap Pair
- QTY 1 - Battery Cut-Off Switch
- QTY 1 - Fuse Panel



2.0 Optional - Sea-Doo SPARK Package

2.1 - Engine Mount Kit

- QTY 4 - SPARK Engine Mount Standoff
- QTY 8 - Mounting Washer
- QTY 8 - M8-1.25 x 80L SS Socket Head Screw
- QTY 8 - M8-1.25 SS Locking Nut
- QTY 8 - M8 SS Washer
- QTY 12 - 1/16" Engine Shim
- QTY 12 - 3/32" Engine Shim
- QTY 12 - 1/8" Engine Shim
- QTY 12 - 3/16" Engine Shim
- QTY 16 - 1/4" Engine Shim
- NOTE: OEM rubber damped engine mounts are not included.

2.2 - Cooling Kit

- QTY 1 - Heat Exchanger Kit
- QTY 4 - M6x1.0 - 15L SS Bolt
- QTY 4 - M6 SS Washer
- QTY 1 - Minijet Sand Trap Kit with 3/4" Fittings
- QTY 2 - Coolant Reservoir Mount - Ball
- QTY 2 - 1/4"-20 x 1.75" SS Bolt
- QTY 2 - 1/4"-20 x 0.75" SS Bolt
- QTY 8 - 1/4" SS Washer
- QTY 4 - 1/4"-20 SS Locking Nut
- QTY 1 - Minijet Bypass Fitting - 5/8"
- NOTE: Hose and Clamps Are Not Included

2.3 - Engine Electronics Kit

- QTY 1 - Sea-Doo Fuse Block Mount
- QTY 2 - 10-24 x 1.75" SS Bolt
- QTY 4 - No. 10 SS Washer
- QTY 2 - 10-24 SS Locking Nut
- QTY 1 - SPARK Electronics Panel Mount
- QTY 4 - M6x1.0 x 30L SS Bolt
- QTY 8 - Vibration Damping Mounts
- QTY 4 - Vibration Damping Inserts
- QTY 1 - SPARK Electronics Panel Vibration Damping Hardware

- QTY 1 - SPARK Wiring Harness Extension

2.4 - Fuel Tank Kit

- QTY 1 - SPARK Fuel Tank Cradle
- QTY 3 - Foam Padding
- QTY 1 - 2" Billet Aluminum Gas Cap - Vented
- QTY 3 - 10-24 x 1" SS Countersunk Bolt
- QTY 3 - No. 10 SS Washer
- QTY 3 - 10-24 SS Locking Nut

2.5 - 3" Air Intake Kit

- QTY 1 - Vibrant Air Filter with Hose Clamp
- QTY 1 - 2.25" x 4" Aluminum tube
- QTY 1 - Silicone Coupler
- QTY 1 - 5/8" PCV Connection
- QTY 2 - Stainless Steel Hose Clamp
- QTY 1 - 1/4"-20 x 2" SS Bolt
- QTY 1 - 1/4"-20 SS Nut
- QTY 2 - 1/4" SS Washer

2.6 - Exhaust Kit

- QTY 2 - 3" 90 Degree Silicone Coupler
- QTY 1 - 3" Straight Silicone Coupler
- QTY 1 - 2.5" to 3" Straight Silicone Coupler
- QTY 1 - 3" Exhaust Flange
- QTY 1 - 3" OD x 1/16" Wall x 14" Bead Rolled Tube
- QTY 1 - 3" OD x 1/16" Wall x 4" Bead Rolled Tube
- QTY 1 - 3" OD x 1/16" Wall x 3" Bead Rolled Tube
- Qty 10 - Hose Clamp

2.7 - Electronics Interface Kit

- QTY 1 - Sea-Doo Control Switch Retainer (Left w Large Clamp)
- QTY 1 - Sea-Doo SPARK Gauge Cluster Mount
- QTY 2 - 10-24 x 2" SS Bolt
- QTY 1 - 10-24 x 1.5" SS Bolt
- QTY 3 - No. 10 Fender washer
- QTY 3 - 10-24 SS Locking Nut
- QTY 1 - Sea-Doo Electronic Throttle Finger Lever

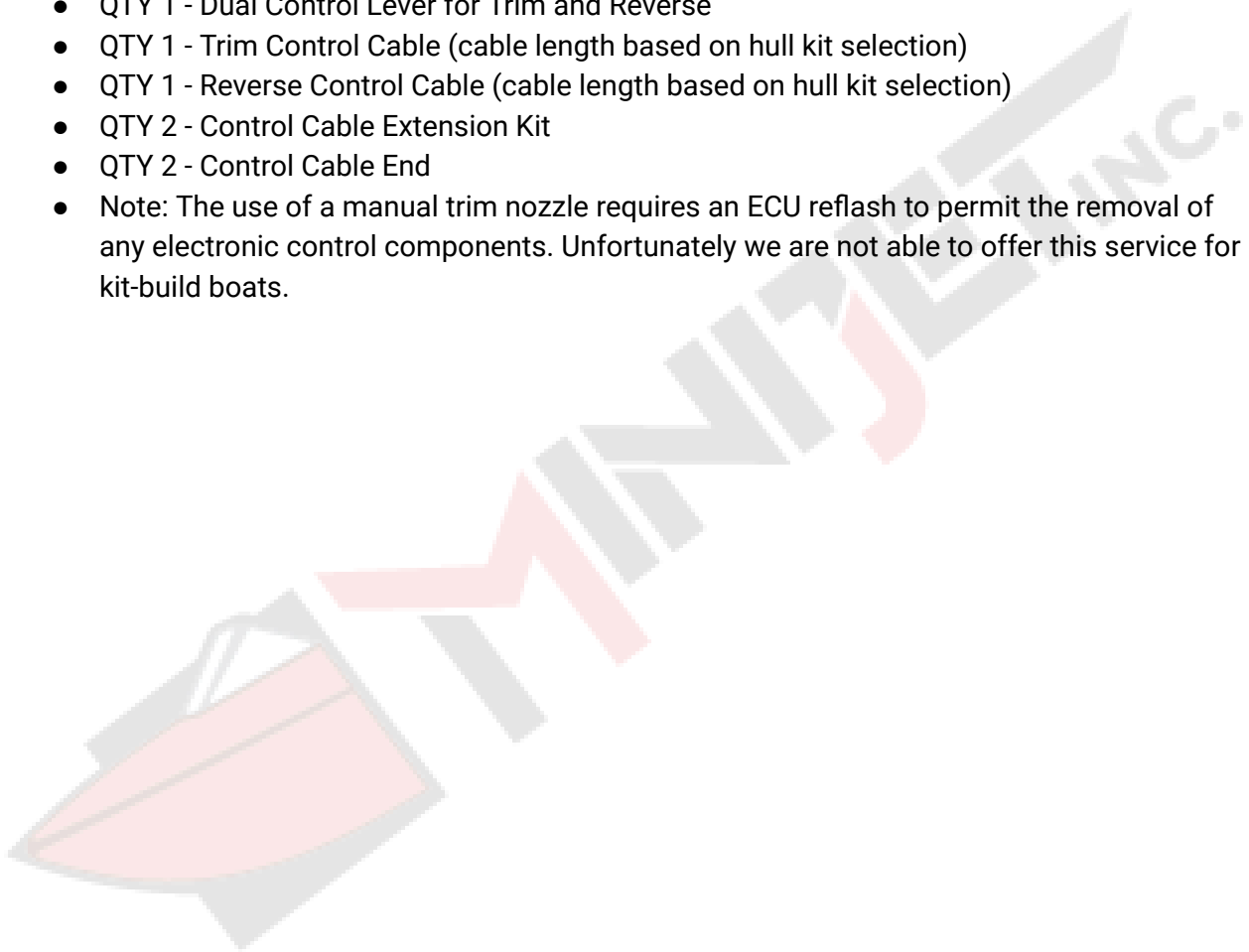
- QTY 1 - 6 Position Horizontal Switch Panel Kit (2 momentary, 4 latching)

2.8 Standard - iBR Nozzle

- QTY 1 - Sea-Doo iBR Finger Lever

2.8 Upgrade - Manual Trim Nozzle with Reverse

- QTY 1 - Posi Tilt and Trim Nozzle with Reverse Bucket
- QTY 1 - Dual Control Lever for Trim and Reverse
- QTY 1 - Trim Control Cable (cable length based on hull kit selection)
- QTY 1 - Reverse Control Cable (cable length based on hull kit selection)
- QTY 2 - Control Cable Extension Kit
- QTY 2 - Control Cable End
- Note: The use of a manual trim nozzle requires an ECU reflash to permit the removal of any electronic control components. Unfortunately we are not able to offer this service for kit-build boats.



3.0 Optional - Sea-Doo 170 Package

3.1 - Engine Mount Kit

- QTY 2 - Sea-Doo Side Engine Mount
- QTY 1 - Sea-Doo Front Engine Mount
- QTY 2 - Engine Mount Baseplate - Double Length
- QTY 2 - Engine Mount Baseplate - Single Length
- QTY 2 - 1/16" Engine Shim
- QTY 2 - 3/32" Engine Shim
- QTY 2 - 1/8" Engine Shim
- QTY 2 - 3/16" Engine Shim
- QTY 2 - 1/4" Engine Shim
- NOTE: OEM rubber damped engine mounts are not included.
- NOTE: Height configuration depends on UHMW option

3.2 - Cooling Kit

- QTY 1 - Heat Exchanger Kit
- QTY 4 - M6x1.0 - 15L SS Bolt
- QTY 4 - M6 SS Washer
- QTY 1 - Minijet Sand Trap Kit with 3/4" Fittings
- QTY 2 - Coolant Reservoir Mount - Kidney
- QTY 2 - 1/4"-20 x 1.75" SS Bolt
- QTY 2 - 1/4"-20 x 0.75" SS Bolt
- QTY 8 - 1/4" SS Washer
- QTY 4 - 1/4"-20 SS Locking Nut
- QTY 1 - Minijet Bypass Fitting - 3/4"
- NOTE: Hose and Clamps Are Not Included

3.3 - Engine Electronics Kit

- QTY 1 - Sea-Doo Fuse Block Mount
- QTY 2 - 10-24 x 1.75" SS Bolt
- QTY 4 - No. 10 SS Washer
- QTY 2 - 10-24 SS Locking Nut
- QTY 1 - Rotax 1630 Electronics Panel Mount
- QTY 3 - 1/4"-20 x 1" SS Bolt
- QTY 3 - 1/4" SS Washer
- QTY 3 - 1/4" SS Locking Nut
- QTY 1 - Rotax 1630 Wiring Harness Extension

3.4 - Fuel Tank Kit

- QTY 1 - 70L Fuel Tank Cradle
- QTY 3 - Foam Padding
- QTY 1 - 2" Billet Aluminum Gas Cap - Vented
- QTY 3 - 10-24 x 1" SS Countersunk Bolt
- QTY 3 - No. 10 SS Washer
- QTY 3 - 10-24 SS Locking Nut

3.5 - 3" Air Intake Kit

- QTY 1 - Vibrant Air Filter with Hose Clamp
- QTY 1 - Air Filter Mounting Tube
- QTY 1 - 3 ft Length of Canaflex Air Hose
- QTY 2 - Stainless Steel Hose Clamp
- QTY 1 - 1/4"-20 x 2" SS Bolt
- QTY 1 - 1/4"-20 SS Nut
- QTY 2 - 1/4" SS Washer

3.6 - Exhaust Kit

- QTY 2 - 3" 90 Degree Silicone Coupler
- QTY 2 - 3" Straight Silicone Coupler
- QTY 1 - 3" Exhaust Flange
- QTY 1 - 3" OD x 1/16" Wall x 17" Bead Rolled Tube
- QTY 1 - 3" OD x 1/16" Wall x 10" Bead Rolled Tube
- QTY 1 - 3" OD x 1/16" Wall x 6" Bead Rolled Tube
- Qty 11 - Hose Clamp

3.7 - Electronics Interface Kit

- QTY 1 - Sea-Doo Control Switch Retainer (both sides w clamp)
- QTY 1 - Sea-Doo Gauge Cluster Mount Kit (specific parts vary based on year and trim level)
- QTY 1 - Sea-Doo Electronic Finger Lever - Throttle (large wheel)
- QTY 1 - 6 Position Switch Panel Kit (2 momentary, 4 latching)
 - Note: horizontal switch panel will be supplied for A2-10 & A2-11 kits, and vertical for A2-12 & A2-14

3.8 Standard - Gen 3 iBR Reverse Bucket Mount Kit

- QTY 1 - Sea-Doo Electronic Finger Lever - iBR (large wheel)

- QTY 1 - Reverse Bucket Mount Kit
- QTY 4 - M8-1.25 x 30 SS Bolt
- QTY 4 - M8 SS Washer

3.8 Upgrade - Manual Trim Nozzle with Reverse

- QTY 1 - Posi Tilt and Trim Nozzle with Reverse Bucket
- QTY 1 - Over Centre Reverse Linkage for Posi Nozzle
- QTY 1 - Dual Control Lever for Trim and Reverse
- QTY 1 - Trim Control Cable (cable length based on hull kit selection)
- QTY 1 - Reverse Control Cable (cable length based on hull kit selection)
- QTY 2 - Control Cable Extension Kit
- QTY 2 - Control Cable End



4.0 Optional - Sea-Doo 230 Package

4.1 - Engine Mount Kit

- QTY 2 - Sea-Doo Side Engine Mount
- QTY 1 - Sea-Doo Front Engine Mount
- QTY 2 - Engine Mount Baseplate - Double Length
- QTY 2 - Engine Mount Baseplate - Single Length
- QTY 2 - 1/16" Engine Shim
- QTY 2 - 3/32" Engine Shim
- QTY 2 - 1/8" Engine Shim
- QTY 2 - 3/16" Engine Shim
- QTY 2 - 1/4" Engine Shim
- NOTE: OEM rubber damped engine mounts are not included.
- NOTE: Height configuration depends on UHMW option

4.2 - Cooling Kit

- QTY 1 - Heat Exchanger Kit
- QTY 4 - M6x1.0 - 15L SS Bolt
- QTY 4 - M6 SS Washer
- QTY 1 - Minijet Sand Trap Kit with 3/4" Fittings
- QTY 2 - Coolant Reservoir Mount - Kidney
- QTY 2 - 1/4"-20 x 1.75" SS Bolt
- QTY 2 - 1/4"-20 x 0.75" SS Bolt
- QTY 8 - 1/4" SS Washer
- QTY 4 - 1/4"-20 SS Locking Nut
- QTY 1 - Minijet Bypass Fitting - 3/4"
- QTY 1 - Minijet Bypass Fitting - 5/8"
- QTY 1 - NPT to 3/4" Barbed Fitting
- NOTE: Hose and Clamps Are Not Included

4.3 - Engine Electronics Kit

- QTY 1 - Sea-Doo Fuse Block Mount
- QTY 2 - 10-24 x 1.75" SS Bolt
- QTY 4 - No. 10 SS Washer
- QTY 2 - 10-24 SS Locking Nut
- QTY 1 - Rotax 1630 Electronics Panel Mount
- QTY 3 - 1/4"-20 x 1" SS Bolt
- QTY 3 - 1/4" SS Washer

- QTY 3 - 1/4" SS Locking Nut
- QTY 1 - Rotax 1630 Wiring Harness Extension

4.4 - Fuel Tank Kit

- QTY 1 - 70L Fuel Tank Cradle
- QTY 3 - Foam Padding
- QTY 1 - 2" Billet Aluminum Gas Cap - Vented
- QTY 3 - 10-24 x 1" SS Countersunk Bolt
- QTY 3 - No. 10 SS Washer
- QTY 3 - 10-24 SS Locking Nut

4.5 - 3" Air Intake Kit

- QTY 1 - Vibrant Air Filter with Hose Clamp
- QTY 1 - Air Filter Mounting Tube
- QTY 1 - 3 ft Length of Canaflex Air Hose
- QTY 2 - Stainless Steel Hose Clamp
- QTY 1 - 1/4"-20 x 2" SS Bolt
- QTY 1 - 1/4"-20 SS Nut
- QTY 2 - 1/4" SS Washer

4.6 - Exhaust Kit

- QTY 2 - 3" 90 Degree Silicone Coupler
- QTY 2 - 3" Straight Silicone Coupler
- QTY 1 - 3" Exhaust Flange
- QTY 1 - 3" OD x 1/16" Wall x 17" Bead Rolled Tube
- QTY 1 - 3" OD x 1/16" Wall x 10" Bead Rolled Tube
- QTY 1 - 3" OD x 1/16" Wall x 6" Bead Rolled Tube
- Qty 11 - Hose Clamp

4.7 - Electronics Interface Kit

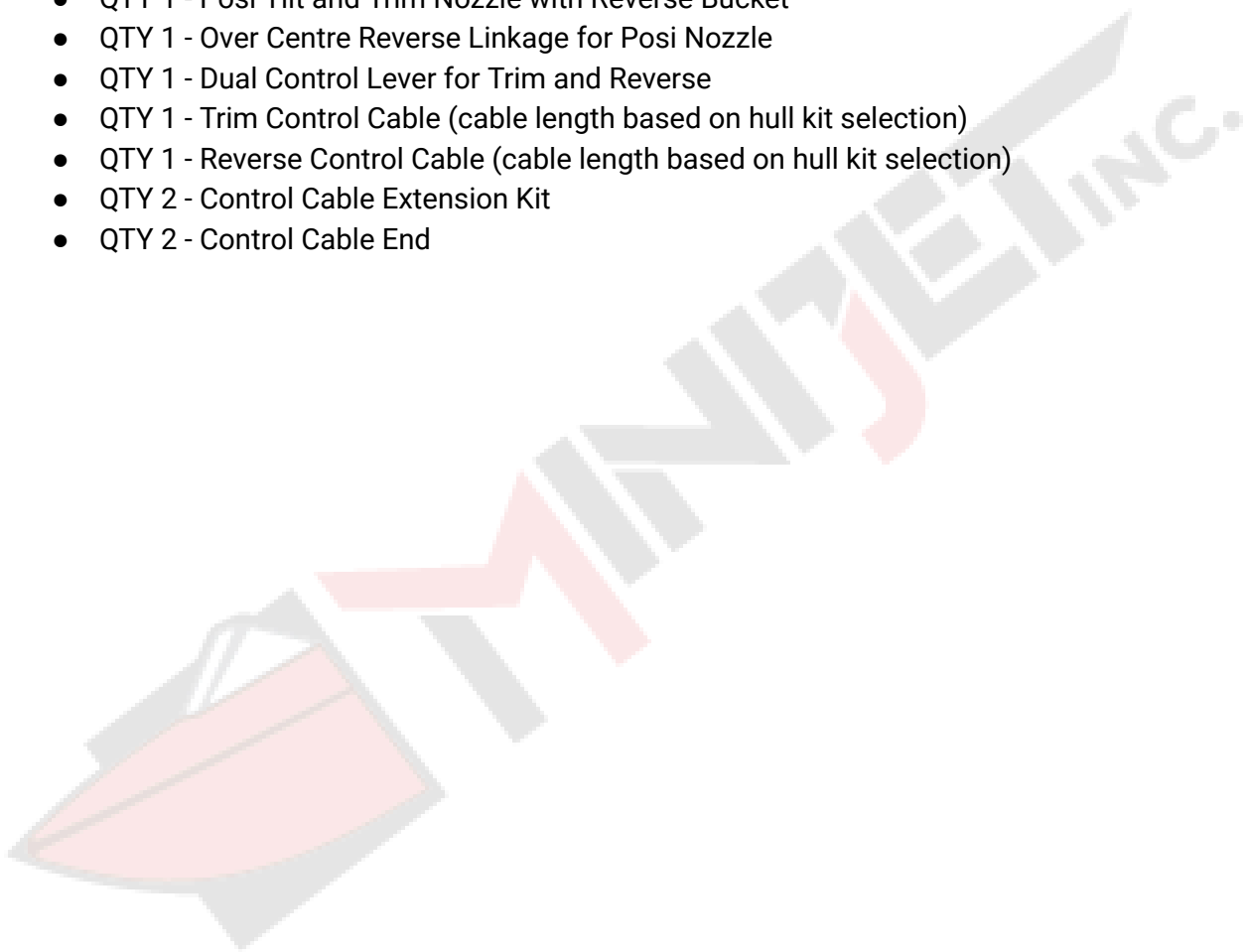
- QTY 1 - Sea-Doo Control Switch Retainer (both sides w clamp)
- QTY 1 - Sea-Doo Gauge Cluster Mount Kit (specific parts vary based on year and trim level)
- QTY 1 - Sea-Doo Electronic Finger Lever - Throttle (large wheel)
- QTY 1 - 6 Position Switch Panel Kit (2 momentary, 4 latching)
 - Note: horizontal switch panel will be supplied for A2-10 & A2-11 kits, and vertical for A2-12 & A2-14

4.8 Standard - Gen 3 iBR Reverse Bucket Mount Kit

- QTY 1 - Sea-Doo Electronic Finger Lever - iBR (large wheel)
- QTY 1 - Reverse Bucket Mount Kit
- QTY 4 - M8-1.25 x 30 SS Bolt
- QTY 4 - M8 SS Washer

4.8 Upgrade - Manual Trim Nozzle with Reverse

- QTY 1 - Posi Tilt and Trim Nozzle with Reverse Bucket
- QTY 1 - Over Centre Reverse Linkage for Posi Nozzle
- QTY 1 - Dual Control Lever for Trim and Reverse
- QTY 1 - Trim Control Cable (cable length based on hull kit selection)
- QTY 1 - Reverse Control Cable (cable length based on hull kit selection)
- QTY 2 - Control Cable Extension Kit
- QTY 2 - Control Cable End



5.0 Optional - Sea-Doo 300 Package

5.1 - Engine Mount Kit

- QTY 2 - Sea-Doo Side Engine Mount
- QTY 1 - Sea-Doo Front Engine Mount
- QTY 2 - Engine Mount Baseplate - Double Length
- QTY 2 - Engine Mount Baseplate - Single Length
- QTY 2 - 1/16" Engine Shim
- QTY 2 - 3/32" Engine Shim
- QTY 2 - 1/8" Engine Shim
- QTY 2 - 3/16" Engine Shim
- QTY 2 - 1/4" Engine Shim
- NOTE: OEM rubber damped engine mounts are not included.
- NOTE: Height configuration depends on UHMW option

5.2 - Cooling Kit

- QTY 2 - Heat Exchanger Kit
- QTY 8 - M6x1.0 - 15L SS Bolt
- QTY 8 - M6 SS Washer
- QTY 1 - Minijet Sand Trap Kit with 3/4" Fittings
- QTY 2 - Coolant Reservoir Mount - Kidney
- QTY 2 - 1/4"-20 x 1.75" SS Bolt
- QTY 2 - 1/4"-20 x 0.75" SS Bolt
- QTY 8 - 1/4" SS Washer
- QTY 4 - 1/4"-20 SS Locking Nut
- QTY 1 - Minijet Bypass Fitting - 3/4"
- QTY 1 - Minijet Bypass Fitting - 5/8"
- QTY 1 - NPT to 3/4" Barbed Fitting
- QTY 1 - 3/4" Cooling System Y Fitting
- NOTE: Hose and Clamps Are Not Included

5.3 - Engine Electronics Kit

- QTY 1 - Sea-Doo Fuse Block Mount
- QTY 2 - 10-24 x 1.75" SS Bolt
- QTY 4 - No. 10 SS Washer
- QTY 2 - 10-24 SS Locking Nut
- QTY 1 - Rotax 1630 Electronics Panel Mount
- QTY 3 - 1/4"-20 x 1" SS Bolt

- QTY 3 - 1/4" SS Washer
- QTY 3 - 1/4" SS Locking Nut
- QTY 1 - Rotax 1630 Wiring Harness Extension

5.4 - Fuel Tank Kit

- QTY 1 - 70L Fuel Tank Cradle
- QTY 3 - Foam Padding
- QTY 1 - 2" Billet Aluminum Gas Cap - Vented
- QTY 3 - 10-24 x 1" SS Countersunk Bolt
- QTY 3 - No. 10 SS Washer
- QTY 3 - 10-24 SS Locking Nut

5.5 - 3" Air Intake Kit

- QTY 1 - Vibrant Air Filter with Hose Clamp
- QTY 1 - Air Filter Mounting Tube
- QTY 1 - 3 ft Length of Canaflex Air Hose
- QTY 2 - Stainless Steel Hose Clamp
- QTY 1 - 1/4"-20 x 2" SS Bolt
- QTY 1 - 1/4"-20 SS Nut
- QTY 2 - 1/4" SS Washer

5.6 - Exhaust Kit

- QTY 2 - 3" 90 Degree Silicone Coupler
- QTY 2 - 3" Straight Silicone Coupler
- QTY 1 - 3" Exhaust Flange
- QTY 1 - 3" OD x 1/16" Wall x 17" Bead Rolled Tube
- QTY 1 - 3" OD x 1/16" Wall x 10" Bead Rolled Tube
- QTY 1 - 3" OD x 1/16" Wall x 6" Bead Rolled Tube
- Qty 11 - Hose Clamp

5.7 - Electronics Interface Kit

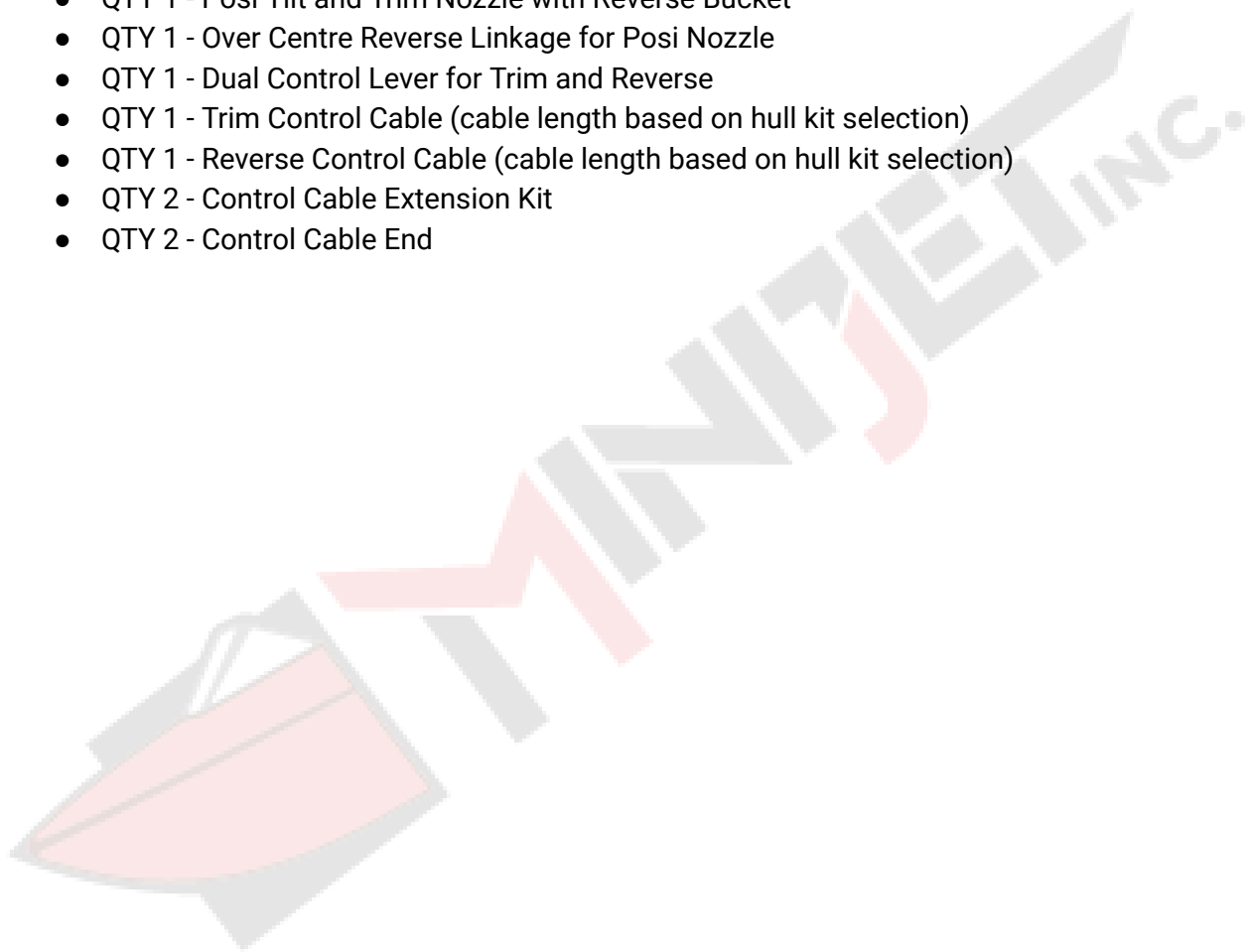
- QTY 1 - Sea-Doo Control Switch Retainer (both sides w clamp)
- QTY 1 - Sea-Doo Gauge Cluster Mount Kit (specific parts vary based on year and trim level)
- QTY 1 - Sea-Doo Electronic Finger Lever - Throttle (large wheel)
- QTY 1 - 6 Position Switch Panel Kit (2 momentary, 4 latching)
 - Note: horizontal switch panel will be supplied for A2-10 & A2-11 kits, and vertical for A2-12 & A2-14

5.8 Standard - Gen 3 iBR Reverse Bucket Mount Kit

- QTY 1 - Sea-Doo Electronic Finger Lever - iBR (large wheel)
- QTY 1 - Reverse Bucket Mount Kit
- QTY 4 - M8-1.25 x 30 SS Bolt
- QTY 4 - M8 SS Washer

5.8 Upgrade - Manual Trim Nozzle with Reverse

- QTY 1 - Posi Tilt and Trim Nozzle with Reverse Bucket
- QTY 1 - Over Centre Reverse Linkage for Posi Nozzle
- QTY 1 - Dual Control Lever for Trim and Reverse
- QTY 1 - Trim Control Cable (cable length based on hull kit selection)
- QTY 1 - Reverse Control Cable (cable length based on hull kit selection)
- QTY 2 - Control Cable Extension Kit
- QTY 2 - Control Cable End



6.0 Optional - Yamaha TR-1 Package

6.1 - Engine Mount Kit

- QTY 1 - TR-1 Engine Mount Set (4 units)
- QTY 4 - Yamaha Rubber Isolator - Flat Mount
- QTY 8 - M10 SS Large Washer
- QTY 8 - M10 SS Washer
- QTY 8 - M10-1.5 SS Locking Nut
- QTY 8 - M10-1.5 x 45L SS Bolt
- QTY 2 - 1/16" Engine Shim
- QTY 2 - 3/32" Engine Shim
- QTY 2 - 1/8" Engine Shim
- QTY 2 - 3/16" Engine Shim
- QTY 2 - 1/4" Engine Shim

6.2 - Cooling Kit

- QTY 1 - Minijet Sand Trap Kit with 5/8" Fittings
- QTY 2 - 1/4"-20 x 0.75" SS Bolt
- QTY 4 - 1/4" SS Washer
- QTY 2 - 1/4"-20 SS Locking Nut
- QTY 1 - Minijet Bypass Fitting - 5/8"
- QTY 1 - NPT to 5/8" Barbed Fitting
- NOTE: Hose and Clamps Are Not Included

6.3 - Engine Electronics Kit

- QTY 1 - TR-1 Electronics Panel Mount
- QTY 4 - 10-24 x 1" SS Bolt
- QTY 2 - 10-24 x 0.75" SS Bolt
- QTY 4 - No. 10 SS Fender Washer
- QTY 6 - No. 10 SS Washer
- QTY 6 - No. 10 SS Locking Nut
- QTY 4 - M8-1.25 x 20L SS Bolt
- QTY 4 - M8-1.25 SS Washer

6.4 - Fuel Tank Kit

- QTY 1 - TR-1 Fuel Tank Cradle
- QTY 3 - Foam Padding

- QTY 1 - 2" Billet Aluminum Gas Cap - Non Vented
- QTY 3 - 10-24 x 1" SS Countersunk Bolt
- QTY 3 - No. 10 SS Washer
- QTY 3 - 10-24 SS Locking Nut
- QTY 1 - Minijet Bypass Fitting 1/4"

6.5 - Air Intake Kit

- QTY 1 - Minijet TR-1 Throttle Body Relocation Kit
- QTY 4 - M8-1.25 x 20L SS Bolt
- QTY 4 - M8-1.25 x 65L SS Bolt
- QTY 4 - M8-1.25 SS Locking Nut
- QTY 4 - M8 SS Locking Washer
- QTY 8 - M8 SS Washer
- QTY 1 - Minijet Yamaha Air intake Adaptor Kit For TR-1/HO
- QTY 1 - 4" Vibrant Air Filter with Hose Clamp

6.6 - Exhaust Kit

- QTY 2 - 3" 90 Degree Silicone Coupler
- QTY 2 - 3" Straight Silicone Coupler
- QTY 1 - 3" Exhaust Flange
- QTY 1 - 3" OD x 1/16" Wall x 17" Bead Rolled Tube
- QTY 1 - 3" OD x 1/16" Wall x 10" Bead Rolled Tube
- QTY 1 - 3" OD x 1/16" Wall x 6" Bead Rolled Tube
- Qty 11 - Hose Clamp

6.7 - Electronics Interface Kit

- QTY 1 - Yamaha Finger Throttle Relocate Kit
- QTY 1 - Yamaha Gauge Cluster Mount Kit (specific parts vary based on year and trim level)
- QTY 1 - 6 Position Horizontal Switch Panel Kit (2 momentary, 4 latching)


6.8 Standard - Yamaha RiDE Relocate Kit

- QTY 1 - Yamaha Finger RiDE Control Kit
- QTY 1 - RiDE Relocate Plate
- QTY 2 - 6 ft Trim / Reverse Cable
- QTY 2 - Trim / Reverse Cable Extension Kit
- QTY 2 - Trim / Reverse Cable Ends
- QTY 2 - 4300 Series Cable Mounting Clamp

- QTY 2 - 4300 Series Cable Mounting Spacer

6.8 Upgrade - Manual Trim Nozzle with Reverse

- QTY 1 - Posi Tilt and Trim Nozzle with Reverse Bucket
- QTY 1 - Over Centre Reverse Linkage for Posi Nozzle
- QTY 1 - Dual Control Lever for Trim and Reverse
- QTY 1 - Trim Control Cable (cable length based on hull kit selection)
- QTY 1 - Reverse Control Cable (cable length based on hull kit selection)
- QTY 2 - Control Cable Extension Kit
- QTY 2 - Control Cable End



7.0 Optional - Yamaha HO 1.8L Package

7.1 - Engine Mount Kit

- QTY 2 - Left Yamaha 1.8L Engine Mount Bracket
- QTY 2 - Right Yamaha 1.8L Engine Mount Bracket
- QTY 4 - Engine Mount Baseplate - Double Length
- QTY 2 - 1/16" Lower Engine Shim
- QTY 2 - 3/32" Lower Engine Shim
- QTY 2 - 1/8" Lower Engine Shim
- QTY 2 - 3/16" Lower Engine Shim
- QTY 2 - 1/4" Lower Engine Shim
- QTY 4 - Upper Engine Shim
- QTY 4 - M8 x 1.25 - 25L SS Bolt
- QTY 8 - M8 x 1.25 - 50L SS Bolt
- QTY 12 - M8 SS Washer
- QTY 8 - M8 x 1.25 SS Lock Nut
- NOTE: OEM rubber damped engine mounts are not included.

7.2 - Cooling Kit

- QTY 1 - Minijet Sand Trap Kit with 5/8" Fittings
- QTY 2 - 1/4"-20 x 0.75" SS Bolt
- QTY 4 - 1/4" SS Washer
- QTY 2 - 1/4"-20 SS Locking Nut
- QTY 1 - Minijet Bypass Fitting - 5/8"
- QTY 1 - NPT to 5/8" Barbed Fitting
- NOTE: Hose and Clamps Are Not Included

7.3 - Engine Electronics Kit

- QTY 4 - 3/8"-16 x 1.25" SS Bolt
- QTY 4 - 3/8"-16 SS Lock Nut
- QTY 8 - 3/8" SS Washer
- Note: Electronics box mounts using supplied hardware to fuel tank cradle

7.4 - Fuel Tank Kit

- QTY 1 - Yamaha 1.8L Fuel Tank Cradle & Electronics Mount
- QTY 3 - Foam Padding
- QTY 1 - 2" Billet Aluminum Gas Cap - Non Vented

- QTY 3 - 10-24 x 1" SS Countersunk Bolt
- QTY 3 - No. 10 SS Washer
- QTY 3 - 10-24 SS Locking Nut
- QTY 1 - Minijet Bypass Fitting 1/4"

7.5 - Air Intake Kit

- QTY 1 - 4" Vibrant Air Filter with Hose Clamp
- QTY 1 - 4" Air Filter Mounting Tube
- QTY 1 - 3 ft Length of 4" Canaflex Air Hose
- QTY 2 - Stainless Steel Hose Clamp
- QTY 1 - 1/4"-20 x 2" SS Bolt
- QTY 1 - 1/4"-20 SS Nut
- QTY 2 - 1/4" SS Washer
- QTY 1 - Minijet Yamaha Air intake Adaptor Kit For TR-1/HO

7.6 - Exhaust Kit

- QTY 2 - 3" 90 Degree Silicone Coupler
- QTY 1 - 3" Straight Silicone Coupler
- QTY 1 - 3" Exhaust Flange
- QTY 1 - 3" OD x 1/16" Wall x 10" Bead Rolled Tube
- QTY 1 - 3" OD x 1/16" Wall x 3" Bead Rolled Tube
- Qty 9 - Hose Clamp

7.7 - Electronics Interface Kit

- QTY 1 - Yamaha Finger Throttle Relocate Kit
- QTY 1 - Yamaha Gauge Cluster Mount Kit (specific parts vary based on year and trim level)
- QTY 1 - 6 Position Switch Panel Kit (2 momentary, 4 latching)
 - Note: horizontal switch panel will be supplied for A2-10 & A2-11 kits, and vertical for A2-12 & A2-14

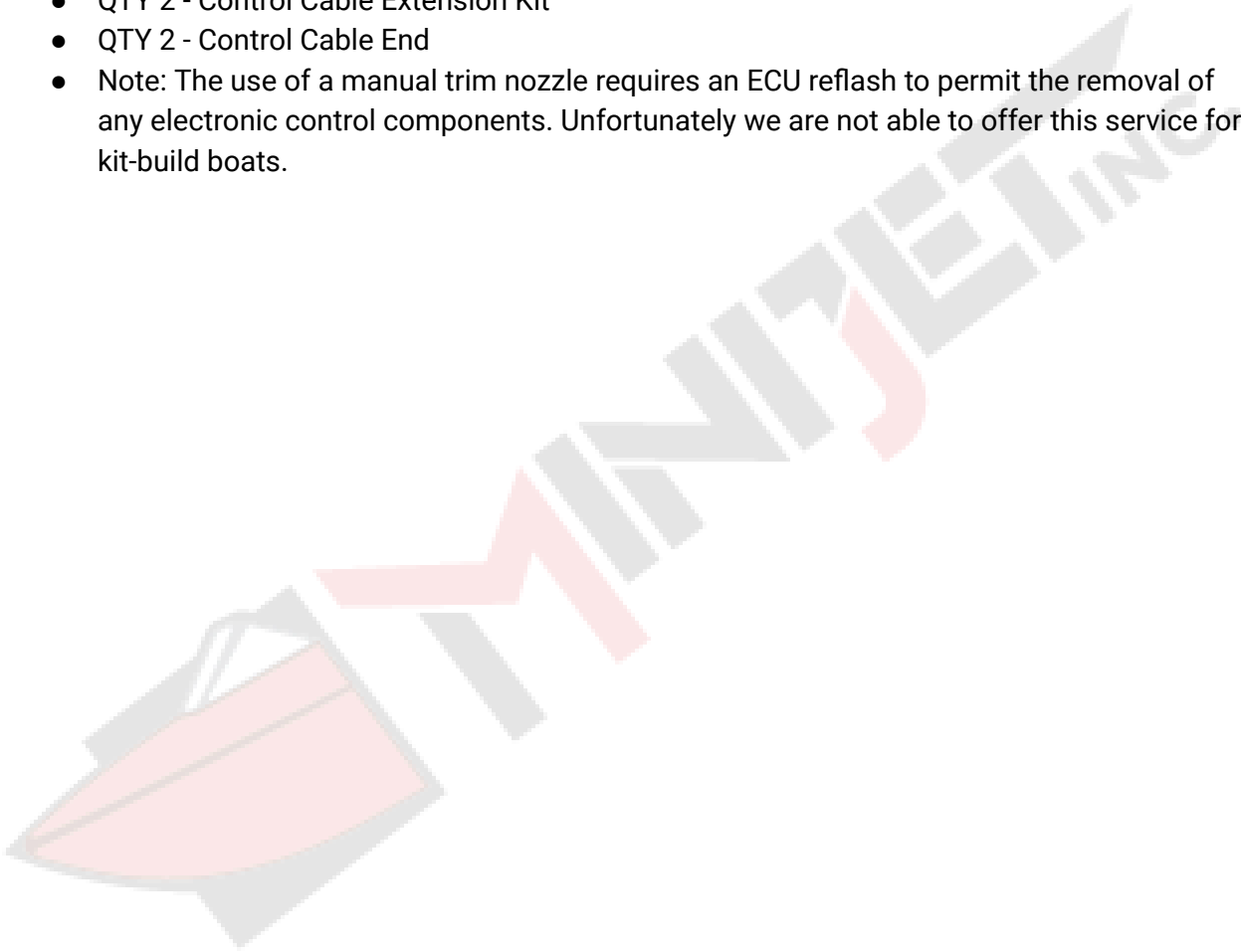
7.8 Standard - Yamaha RiDE Relocate Kit

- QTY 1 - Yamaha Finger RiDE Control Kit
- QTY 1 - RiDE Relocate Plate
- QTY 2 - 6 ft Trim / Reverse Cable
- QTY 2 - Trim / Reverse Cable Extension Kit
- QTY 2 - Trim / Reverse Cable Ends
- QTY 2 - 4300 Series Cable Mounting Clamp

- QTY 2 - 4300 Series Cable Mounting Spacer

7.8 Upgrade - Manual Trim Nozzle with Reverse

- QTY 1 - Posi Tilt and Trim Nozzle with Reverse Bucket
- QTY 1 - Over Centre Reverse Linkage for Posi Nozzle
- QTY 1 - Dual Control Lever for Trim and Reverse
- QTY 1 - Trim Control Cable (cable length based on hull kit selection)
- QTY 1 - Reverse Control Cable (cable length based on hull kit selection)
- QTY 2 - Control Cable Extension Kit
- QTY 2 - Control Cable End
- Note: The use of a manual trim nozzle requires an ECU reflash to permit the removal of any electronic control components. Unfortunately we are not able to offer this service for kit-build boats.



8.0 Optional - Yamaha SHO 1.8L Package

8.1 - Engine Mount Kit

- QTY 2 - Left Yamaha 1.8L Engine Mount Bracket
- QTY 2 - Right Yamaha 1.8L Engine Mount Bracket
- QTY 4 - Engine Mount Baseplate - Double Length
- QTY 2 - 1/16" Lower Engine Shim
- QTY 2 - 3/32" Lower Engine Shim
- QTY 2 - 1/8" Lower Engine Shim
- QTY 2 - 3/16" Lower Engine Shim
- QTY 2 - 1/4" Lower Engine Shim
- QTY 4 - Upper Engine Shim
- QTY 4 - M8 x 1.25 - 25L SS Bolt
- QTY 8 - M8 x 1.25 - 50L SS Bolt
- QTY 12 - M8 SS Washer
- QTY 8 - M8 x 1.25 SS Lock Nut
- NOTE: OEM rubber damped engine mounts are not included.

8.2 - Cooling Kit

- QTY 1 - Minijet Sand Trap Kit with 5/8" Fittings
- QTY 2 - 1/4"-20 x 0.75" SS Bolt
- QTY 4 - 1/4" SS Washer
- QTY 2 - 1/4"-20 SS Locking Nut
- QTY 1 - Minijet Bypass Fitting - 5/8"
- QTY 1 - NPT to 5/8" Barbed Fitting
- NOTE: Hose and Clamps Are Not Included

8.3 - Engine Electronics Kit

- QTY 4 - 3/8"-16 x 1.25" SS Bolt
- QTY 4 - 3/8"-16 SS Lock Nut
- QTY 8 - 3/8" SS Washer
- Note: Electronics box mounts using supplied hardware to fuel tank cradle

8.4 - Fuel Tank Kit

- QTY 1 - Yamaha 1.8L Fuel Tank Cradle & Electronics Mount
- QTY 3 - Foam Padding
- QTY 1 - 2" Billet Aluminum Gas Cap - Non Vented

- QTY 3 - 10-24 x 1" SS Countersunk Bolt
- QTY 3 - No. 10 SS Washer
- QTY 3 - 10-24 SS Locking Nut
- QTY 1 - Minijet Bypass Fitting 1/4"

8.5 - Air Intake Kit

- QTY 1 - 4" Vibrant Air Filter with Hose Clamp
- QTY 1 - 4" Air Filter Mounting Tube
- QTY 1 - 3 ft Length of 4" Canaflex Air Hose
- QTY 2 - Stainless Steel Hose Clamp
- QTY 1 - 1/4"-20 x 2" SS Bolt
- QTY 1 - 1/4"-20 SS Nut
- QTY 2 - 1/4" SS Washer
- QTY 1 - Minijet Yamaha Air intake Adaptor Kit For SHO/SVHO
- Note: If your kit is being built with an integrated seat engine cover (4 seat configuration on A2-12 & A2-14) you will have to relocate the OEM intercooler due to packaging constraints

8.6 - Exhaust Kit

- QTY 2 - 3" 90 Degree Silicone Coupler
- QTY 1 - 3" Straight Silicone Coupler
- QTY 1 - 3" Exhaust Flange
- QTY 1 - 3" OD x 1/16" Wall x 10" Bead Rolled Tube
- QTY 1 - 3" OD x 1/16" Wall x 3" Bead Rolled Tube
- Qty 9 - Hose Clamp

8.7 - Electronics Interface Kit

- QTY 1 - Yamaha Finger Throttle Relocate Kit
- QTY 1 - Yamaha Gauge Cluster Mount Kit (specific parts vary based on year and trim level)
- QTY 1 - 6 Position Switch Panel Kit (2 momentary, 4 latching)
 - Note: horizontal switch panel will be supplied for A2-10 & A2-11 kits, and vertical for A2-12 & A2-14

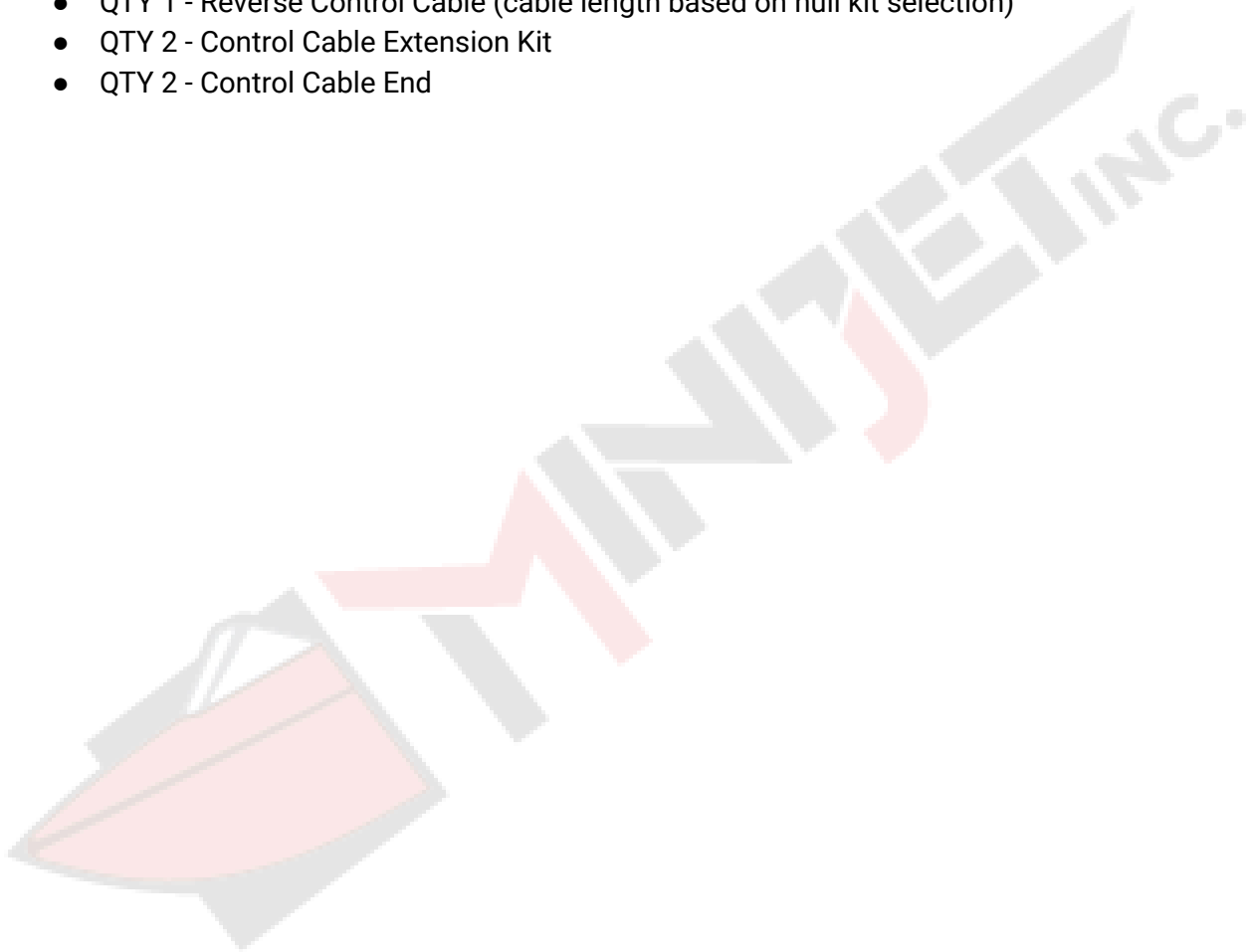
8.8 Standard - Trim and Reverse Controls

- QTY 1 - Dual Control Lever for Trim and Reverse
- QTY 1 - Trim Control Cable (cable length based on hull kit selection)
- QTY 1 - Reverse Control Cable (cable length based on hull kit selection)

- QTY 2 - Control Cable Extension Kit
- QTY 2 - Control Cable End

8.8 Upgrade - Manual Trim Nozzle with Reverse

- QTY 1 - Posi Tilt and Trim Nozzle with Reverse Bucket
- QTY 1 - Over Centre Reverse Linkage for Posi Nozzle
- QTY 1 - Dual Control Lever for Trim and Reverse
- QTY 1 - Trim Control Cable (cable length based on hull kit selection)
- QTY 1 - Reverse Control Cable (cable length based on hull kit selection)
- QTY 2 - Control Cable Extension Kit
- QTY 2 - Control Cable End



9.0 Optional - Yamaha SVHO 1.8L Package

9.1 - Engine Mount Kit

- QTY 2 - Left Yamaha 1.8L Engine Mount Bracket
- QTY 2 - Right Yamaha 1.8L Engine Mount Bracket
- QTY 4 - Engine Mount Baseplate - Double Length
- QTY 2 - 1/16" Lower Engine Shim
- QTY 2 - 3/32" Lower Engine Shim
- QTY 2 - 1/8" Lower Engine Shim
- QTY 2 - 3/16" Lower Engine Shim
- QTY 2 - 1/4" Lower Engine Shim
- QTY 4 - Upper Engine Shim
- QTY 4 - M8 x 1.25 - 25L SS Bolt
- QTY 8 - M8 x 1.25 - 50L SS Bolt
- QTY 12 - M8 SS Washer
- QTY 8 - M8 x 1.25 SS Lock Nut
- NOTE: OEM rubber damped engine mounts are not included.

9.2 - Cooling Kit

- QTY 1 - Minijet Sand Trap Kit with 5/8" Fittings
- QTY 2 - 1/4"-20 x 0.75" SS Bolt
- QTY 4 - 1/4" SS Washer
- QTY 2 - 1/4"-20 SS Locking Nut
- QTY 1 - Minijet Bypass Fitting - 5/8"
- QTY 1 - NPT to 5/8" Barbed Fitting
- NOTE: Hose and Clamps Are Not Included

9.3 - Engine Electronics Kit

- QTY 4 - 3/8"-16 x 1.25" SS Bolt
- QTY 4 - 3/8"-16 SS Lock Nut
- QTY 8 - 3/8" SS Washer
- Note: Electronics box mounts using supplied hardware to fuel tank cradle

9.4 - Fuel Tank Kit

- QTY 1 - Yamaha 1.8L Fuel Tank Cradle & Electronics Mount
- QTY 3 - Foam Padding
- QTY 1 - 2" Billet Aluminum Gas Cap - Non Vented

- QTY 3 - 10-24 x 1" SS Countersunk Bolt
- QTY 3 - No. 10 SS Washer
- QTY 3 - 10-24 SS Locking Nut
- QTY 1 - Minijet Bypass Fitting 1/4"

9.5 - Air Intake Kit

- QTY 1 - 4" Vibrant Air Filter with Hose Clamp
- QTY 1 - 4" Air Filter Mounting Tube
- QTY 1 - 3 ft Length of 4" Canaflex Air Hose
- QTY 2 - Stainless Steel Hose Clamp
- QTY 1 - 1/4"-20 x 2" SS Bolt
- QTY 1 - 1/4"-20 SS Nut
- QTY 2 - 1/4" SS Washer
- QTY 1 - Minijet Yamaha Air intake Adaptor Kit For SHO/SVHO
- Note: If your kit is being built with an integrated seat engine cover (4 seat configuration on A2-12 & A2-14) you will have to relocate the OEM intercooler due to packaging constraints

9.6 - Exhaust Kit

- QTY 2 - 3" 90 Degree Silicone Coupler
- QTY 1 - 3" Straight Silicone Coupler
- QTY 1 - 3" Exhaust Flange
- QTY 1 - 3" OD x 1/16" Wall x 10" Bead Rolled Tube
- QTY 1 - 3" OD x 1/16" Wall x 3" Bead Rolled Tube
- Qty 9 - Hose Clamp

9.7 - Electronics Interface Kit

- QTY 1 - Yamaha Finger Throttle Relocate Kit
- QTY 1 - Yamaha Gauge Cluster Mount Kit (specific parts vary based on year and trim level)
- QTY 1 - 6 Position Switch Panel Kit (2 momentary, 4 latching)
 - Note: horizontal switch panel will be supplied for A2-10 & A2-11 kits, and vertical for A2-12 & A2-14

9.8 Standard - Yamaha RiDE Relocate Kit

- QTY 1 - Yamaha Finger RiDE Control Kit
- QTY 1 - RiDE Relocate Plate
- QTY 2 - 6 ft Trim / Reverse Cablex

- QTY 2 - Trim / Reverse Cable Extension Kit
- QTY 2 - Trim / Reverse Cable Ends
- QTY 2 - 4300 Series Cable Mounting Clamp
- QTY 2 - 4300 Series Cable Mounting Spacer

9.8 Upgrade - Manual Trim Nozzle with Reverse

- QTY 1 - Posi Tilt and Trim Nozzle with Reverse Bucket
- QTY 1 - Over Centre Reverse Linkage for Posi Nozzle
- QTY 1 - Dual Control Lever for Trim and Reverse
- QTY 1 - Trim Control Cable (cable length based on hull kit selection)
- QTY 1 - Reverse Control Cable (cable length based on hull kit selection)
- QTY 2 - Control Cable Extension Kit
- QTY 2 - Control Cable End

